

High Air Velocity Unit Heater KFUH Series



Model Code:

KFUH	48	10	-3
A	B	C	D

- A:** Series
- B:** 48 - 480V
- C:** Kilowatts
- D:** 1 or 3-phase



Shown with KFUF DIFFUSER.
KFUF DIFFUSER required for this heater and is sold separately

- Heavy duty open coil element
- Adjustable louver hood (sold separately)
- Can be ducted on intake and outlet
- Direct drive air over type motor
- 22 gauge steel
- 24 Volt control
- Dual inlet industrial blower
- Quiet switching relays
- Fan-only relay
- Horizontal or Vertical Mount
- Replaceable intake filter
- 5-year limited warranty



The KFUF High Air Velocity Unit Heater

The KFUF series commercial unit heater is an efficient, dependable unit heater perfectly suited for high ceiling applications such as warehouses, parking garages and docks. The 3-speed, high-capacity motor and blower quietly delivers large volumes of air ranging from 775 to 1540 CFM minimum. With welded mounting channels on the unit, the heater may be mounted at any angle. Safety screens are provided at both the air intake and discharge aperture. The intake filter is replaceable. Thermostat may be ordered separately.

FIELD WIRING: 480 Volt unit heaters do not have circuit breakers but are fused when internal protection is required over 48 Amps. Terminal blocks are supplied for field wiring on all units. Consult the National Electric Code for proper wire size and service circuit breaker protection.

CONTROL WIRING: Connect low voltage thermostat to terminals R and W on the low voltage terminal block. For fan only operation connect terminals R and G with a switch or thermostat fan switch.

Unit shown with standard diffuser model # KFUF DIFFUSER ordered separately. Additional diffusers are located on the 3rd page of this specification sheet.

Ordering Information

MODEL	VOLTS	kilo watts	BTUH	AMPS	PHASE	ELEMENTS	MOTOR HP	# of SIZE	WT. (lbs)
KFUH2003-1	208	3	10.2	14.4	1	1	1/5	Fig. A	57
KFUH2404-1	240	4	13.6	16.7	1	1	1/5	Fig. A	57
KFUH2005-1	208	5	17.1	24.0	1	1	1/5	Fig. A	57
KFUH2405-1	240	5	17.1	20.8	1	1	1/5	Fig. A	57
KFUH4805-1	480	5	17.1	10.4	1	1	1/5	Fig. A	57
KFUH2006-1	208	6	20.5	25	1	2	1/5	Fig. A	57
KFUH2408-1	240	8	26.9	33.3	1	2	1/5	Fig. A	65
KFUH2010-1	208	10	34.1	48	1	2	1/5	Fig. A	65
KFUH2410-1	240	10	34.1	41.7	1	2	1/5	Fig. A	65
KFUH4810-1	480	10	34.1	20.8	1	2	1/5	Fig. A	65
KFUH2412-1	240	11.5	39.2	47.9	1	2	1/3	Fig. A	65
KFUH4812-1	480	11.5	39.2	23.9	1	2	1/3	Fig. A	65
KFUH2015-1	208	15	51.2	72.1	1	3	1/3	Fig. A	74
KFUH2415-1	240	15	51.2	62.5	1	3	1/3	Fig. A	74
KFUH4815-1	480	15	51.2	31.2	1	3	1/3	Fig. A	74
KFUH2418-1	240	17.25	58.8	82.9	1	3	1/3	Fig. A	74
KFUH4818-1	480	17.25	58.8	35.9	1	3	1/3	Fig. A	74
KFUH2020-1	208	20	68.3	96.2	1	4	1/2	Fig. B	76
KFUH2020-1	208	20	68.3	96.2	1	4	1/2	Fig. B	76
KFUH2420-1	240	20	68.3	83.3	1	4	1/2	Fig. B	76
KFUH4820-1	480	20	68.3	41.7	1	4	1/2	Fig. B	76
KFUH2025-1	208	25	85.3	120.2	1	5	1/2	Fig. B	81

High Air Velocity Unit Heater KFUH Series

Ordering Information

MODEL	VOLTS	kilo watts	BTUH	AMPS	PHASE	ELEMENTS	MOTOR HP	# of SIZE	WT. (lbs)
KFUH2425-1	240	25	85.3	104.2	1	5	1/2	Fig. B	81
KFUH4825-1	480	25	85.3	52.1	1	5	1/2	Fig. B	81
KFUH2030-1	208	30	102.4	144.2	1	6	3/4	Fig. B	85
KFUH2430-1	240	30	102.4	125	1	6	3/4	Fig. B	85
KFUH4830-1	480	30	102.4	62.5	1	6	3/4	Fig. B	85
KFUH2435-1	240	34.5	117.7	143.7	1	6	3/4	Fig. B	85
KFUH4835-1	480	34.5	117.7	71.8	1	6	3/4	Fig. B	85

Ordering Information

MODEL	VOLTS	kilo watts	BTUH	AMPS	PHASE	ELEMENTS	MOTOR HP	# of SIZE	WT. (lbs)
KFUH2405-3	240	5	17.1	13	3	3	1/5	Fig. A	74
KFUH4805-3	480	5	17.1	7	3	3	1/5	Fig. A	74
KFUH2009-3	208	9	30.7	21.6	3	3	1/5	Fig. A	74
KFUH2410-3	240	10	34.1	24.1	3	3	1/5	Fig. A	74
KFUH4810-3	480	10	34.1	12	3	3	1/5	Fig. A	74
KFUH2012-3	208	11.25	38.4	31.2	3	3	1/3	Fig. A	74
KFUH2412-3	240	12	40.9	28.9	3	3	1/3	Fig. A	74
KFUH4812-3	480	12	40.9	14.4	3	3	1/3	Fig. A	74
KFUH2015-3	208	15	51.2	41.6	3	3	1/3	Fig. A	74
KFUH2415-3	240	15	51.2	36.1	3	3	1/3	Fig. A	74
KFUH4815-3	480	15	51.2	18.1	3	3	1/3	Fig. A	74
KFUH2418-3	240	17.25	58.8	43.3	3	3	1/3	Fig. A	74
KFUH4818-3	480	17.25	58.8	20.7	3	3	1/3	Fig. A	74
KFUH2420-3	240	20	68.3	48	3	4	1/2	Fig. B	85
KFUH4820-3	480	20	68.3	24	3	4	1/2	Fig. B	85
KFUH2022-3	208	22.5	76.8	62.5	3	6	1/2	Fig. B	85
KFUH2424-3	240	24	81.6	57.7	3	6	1/2	Fig. B	85
KFUH4824-3	480	24	81.6	28.8	3	6	1/2	Fig. B	85
KFUH2030-3	208	30	102.4	83.3	3	6	3/4	Fig. B	85
KFUH2430-3	240	30	102.4	72.2	3	6	3/4	Fig. B	85
KFUH4830-3	480	30	102.4	36.1	3	6	3/4	Fig. B	85
KFUH2435-3	240	34.5	117.7	82.9	3	6	3/4	Fig. B	85
KFUH4835-3	480	34.5	117.7	41.5	3	6	3/4	Fig. B	85

Options

ADD SUFFIX:	DESCRIPTION
-2S1	2 Stage Control 1-Phase models
-2S3	2 Stage Control 3-Phase models (5 kW increments only)
-DS32	Factory Installed 32 Amp, 3-Pole Non-Fused Locking Disconnect Switch
-DS63	Factory Installed 63 Amp, 3-Pole Non-Fused Locking Disconnect Switch
-DS80	Factory Installed 80 Amp, 3-Pole Non-Fused Locking Disconnect Switch
-DS100	Factory Installed 100 Amp, 3-Pole Non-Fused Locking Disconnect Switch
-T	Factory Installed Stat SPST. Temperature range 40F to 100F
-2TS	Factory Installed Stat (DPST). Temperature range 40F to 100F
-SF	Factory Installed Summer Fan Switch

KFUH Diffuser Options

MODEL	UPC	DESCRIPTION	WEIGHT (lbs.)
KFUH-DIFFUSER	15741	Standard KFUH Air Diffuser	5.0
KFUH-ND	15725	No Diffuser, 1" duct collar only discharge side for connection to 14" x 14" duct	N/A
KFUH-RD	15743	Radial diffuser for wide pattern heat dispersion	4.0
KFUH-90D	15728	Right angle elbow (90°) diffuser with adjustable louvers	15.0
KFUH-90RD	15729	Right angle elbow (90°) with radial diffuser	14.0

High Air Velocity Unit Heater KFUH Series

KFUH Factory Installed Options

MODEL	UPC	DESCRIPTION	WEIGHT (lbs.)
KFUH-1/3HP	NA	Upgrade to 1/3 HP Motor & Blower for 3-18KW units	N/A
KFUH-T	15747	Factory Installed Stat (SPST). Temperature range 40°F to 100°F	N/A
KFUH-2TS	15707	Factory Installed Stat (DPST). Temperature range 40°F to 100°F	N/A
KFUH-SF	15708	Factory Installed Summer Fan Switch	N/A
KFUH-2S1	15714	Control Relays & Contactor for 2-Stage Element Control, 1-Phase heaters. Available on certain models.	N/A
KFUH-2S3	15716	Control Relays & Contactor for 2-Stage Element Control, 3-Phase heaters. Available on certain models.	N/A
K-DS40	NA	Factory Installed 40 Amp, 3-Pole Non-Fused Locking Disconnect Switch	N/A
K-DS60	NA	Factory Installed 60 Amp, 3-Pole Non-Fused Locking Disconnect Switch	NA
K-DS80	NA	Factory Installed 80 Amp, 3-Pole Non-Fused Locking Disconnect Switch	N/A
K-DS100	NA	Factory Installed 100 Amp, 3-Pole Non-Fused Locking Disconnect Switch	N/A
1E30-910	19000	Wall mount thermostat, 24V, range 50°- 90°	1.0
KFUH-PTBL	17216	Kit to make KFUH Portable. Includes casters and mounting bracket (No Cord)	N/A

Engineering Specifications

Contractor shall supply and install KFUH Series unit heaters manufactured by King Electrical Mfg. Company.

Heaters shall be of the wattage and voltage as indicated on the plans.

Transformer: Each unit is equipped with a heavy duty low voltage (24 Volt) transformer for the thermostat control circuit.

Heating Elements: Quick heating, long life Ni-Chrome elements are sized to provide proper watt density for maximum heat dissipation by fan-forced air convection currents.

Terminal Block: For single strike field wiring.

Low Voltage Terminal Block: For 24 Volt control.

Air Filter: Convenient access for replacement of standard 16" x 20" x 1" filter.

Motor: Long life, 48 frame capacitor run, thermally protected, permanently lubricated, direct drive motor (no belts to adjust or slip). This low noise, up to 3-speed motor is designed for maintenance-free operation.

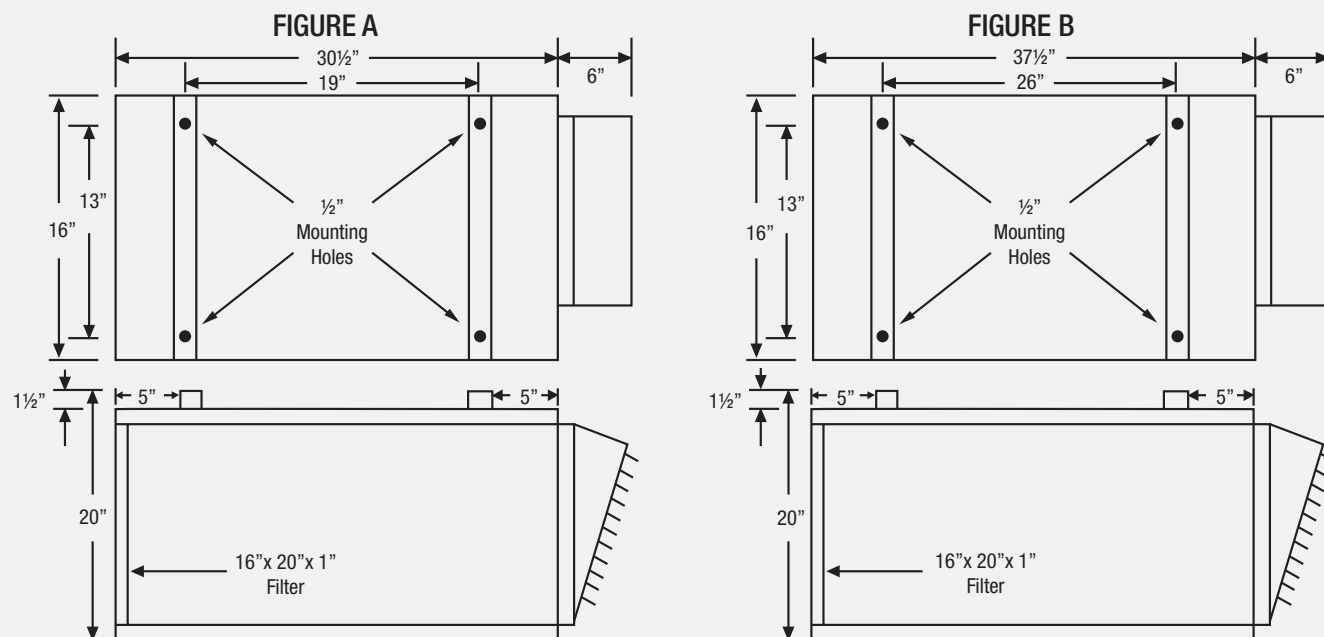
Overcurrent Protection: 480 volt models have single strike terminal block. Units over 48 amps have 60 amp fusing.

Limit Control: Integral automatic high temperature limit control in each heating element bank prevents the delivery of air at unsafe temperatures. 20-35 kW use a manual reset limit control to completely shut the unit heater off should overtemperature occur.

Fan Relay: Heavy duty fan relay standard with summer fan operation.

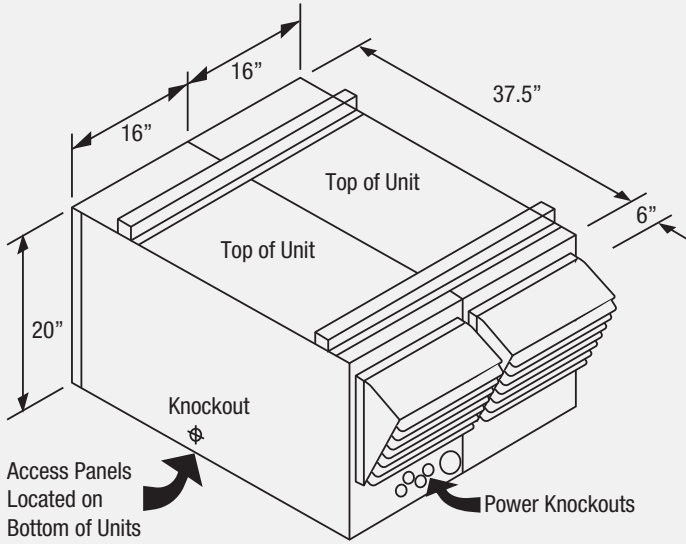
Approvals: UL (E41422)

Dimensional Data



High Air Velocity Unit Heater KFUH Series

Dual Mounting



Diffusers



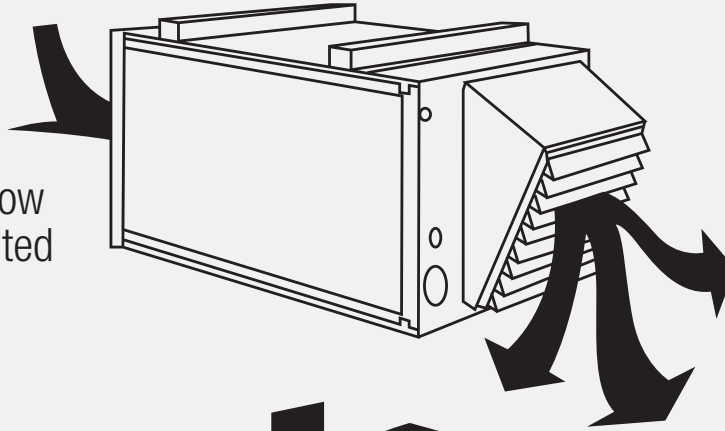
KFUH-90RD



KFUH-90D

Mounting

Horizontal Flow
Ceiling Mounted



Vertical Flow
Wall or
Post Mounted

